

Spring Progress Check

# Year 6

## Mathematics

### Paper 1: arithmetic

First name						
Middle name						
Last name						
Date of birth	Day		Month		Year	
Teacher						

These assessments have been designed by White Rose Maths.  
For more information, please visit [www.whiterosemaths.com](http://www.whiterosemaths.com)



**[BLANK PAGE]**

Please do not write on this page.

# Instructions

You **may not** use a calculator to answer any questions in this test.

## Questions and answers

You have **25 minutes** to complete this test.

Work as quickly and as carefully as you can.

Put your answer in the box for each question.

A grid of 10 columns and 5 rows. In the center, there is a larger rectangular box with a thick black border, spanning 6 columns and 2 rows. This box is intended for the student to write their answer to a question.

If you cannot do one of the questions, **go on to the next one**.

You can come back to it later, if you have time.

If you finish before the end, **go back and check your work**.

## Marks

The number under each box at the side of the page tells you the maximum number of marks for each question.

1

$$350 + 100 =$$

1 mark

2

$$3 \times 9 =$$

1 mark

3

$$7,429 - 2,219 =$$

A large grid of 20 columns and 15 rows, intended for students to show their working out for the subtraction problem.

1 mark

4

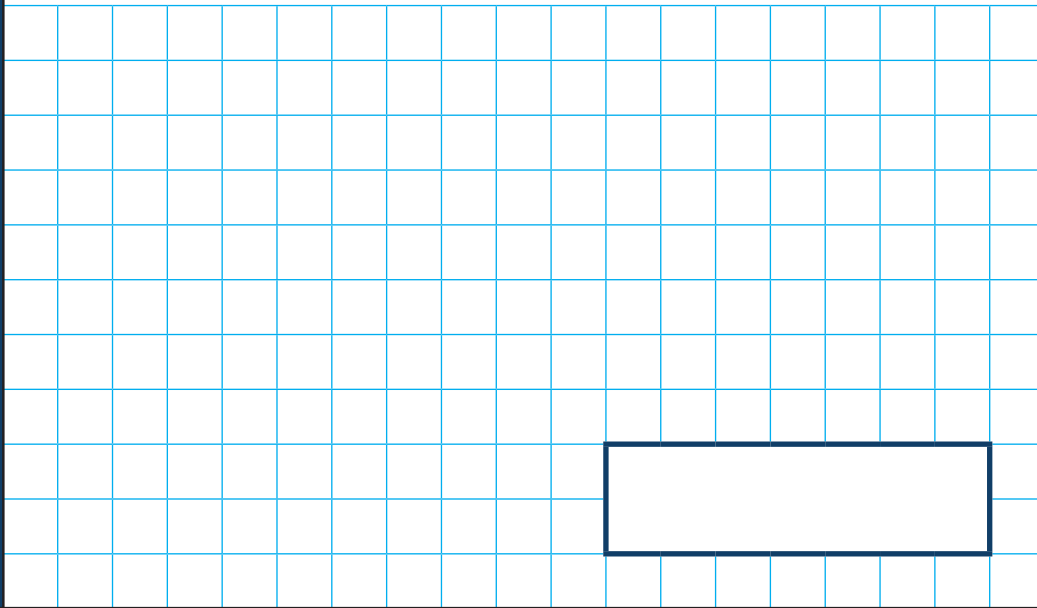
$$5^2 =$$

A large grid of 20 columns and 15 rows, intended for students to show their working out for the power calculation.

1 mark

5

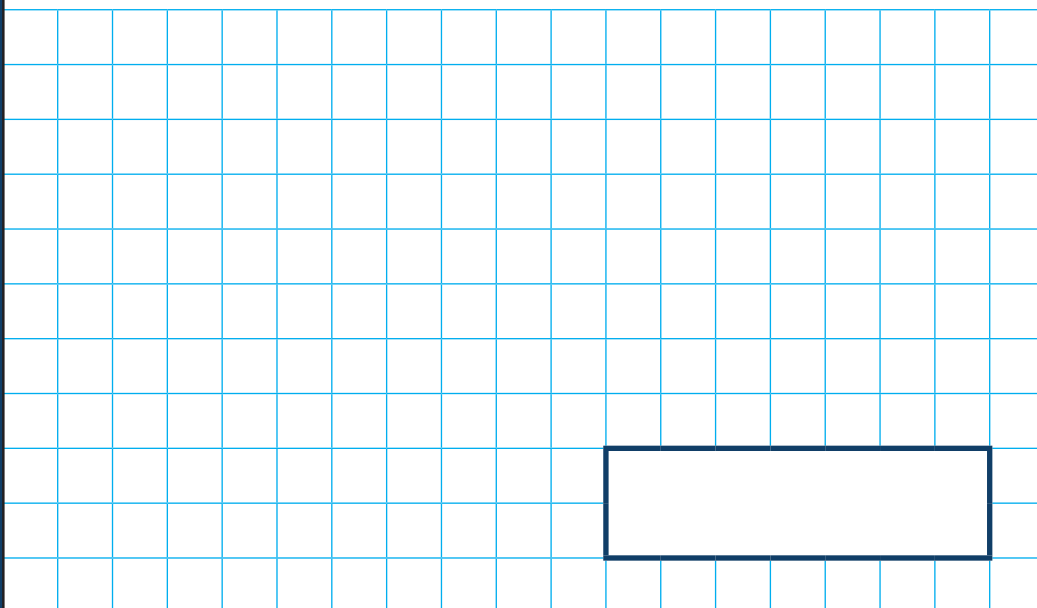
$$4 \times 3 \times 2 =$$



1 mark

6

$$84 \times 5 =$$



1 mark

7

$$48 \div 4 =$$

1 mark

8

$$\frac{2}{7} + \frac{3}{7} =$$

1 mark

9

$$2.3 \times 100 =$$

1 mark

10

$$\frac{1}{3} + \frac{1}{6} =$$

1 mark



11

$$78,543 + 3,089 =$$

A large grid of 20 columns and 10 rows, intended for students to show their working out for the addition problem.

1 mark

12

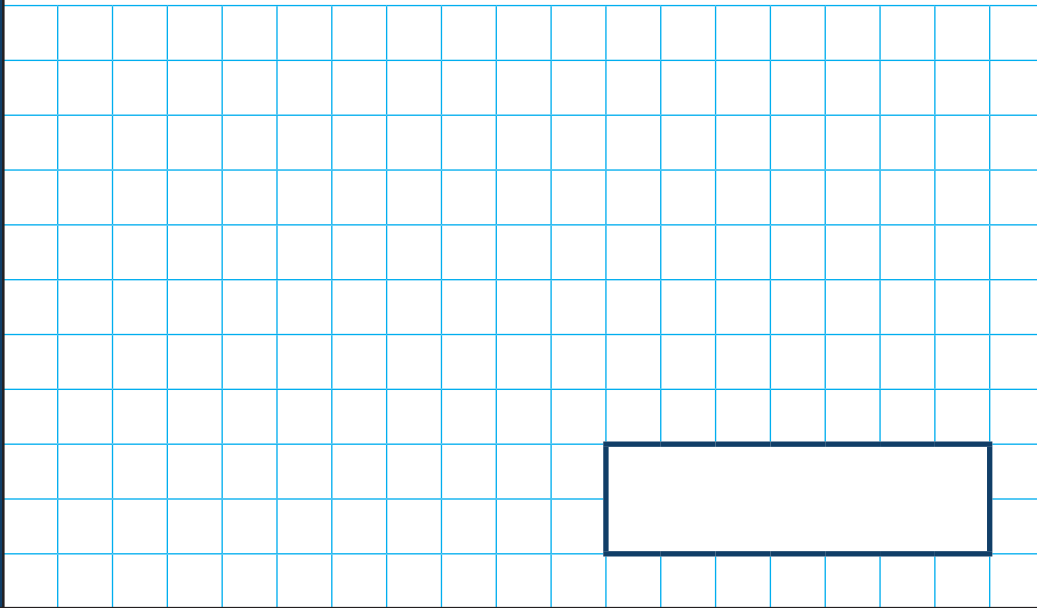
$$\frac{3}{10} \text{ of } 70 =$$

A large grid of 20 columns and 10 rows, intended for students to show their working out for the fraction problem.

1 mark

13

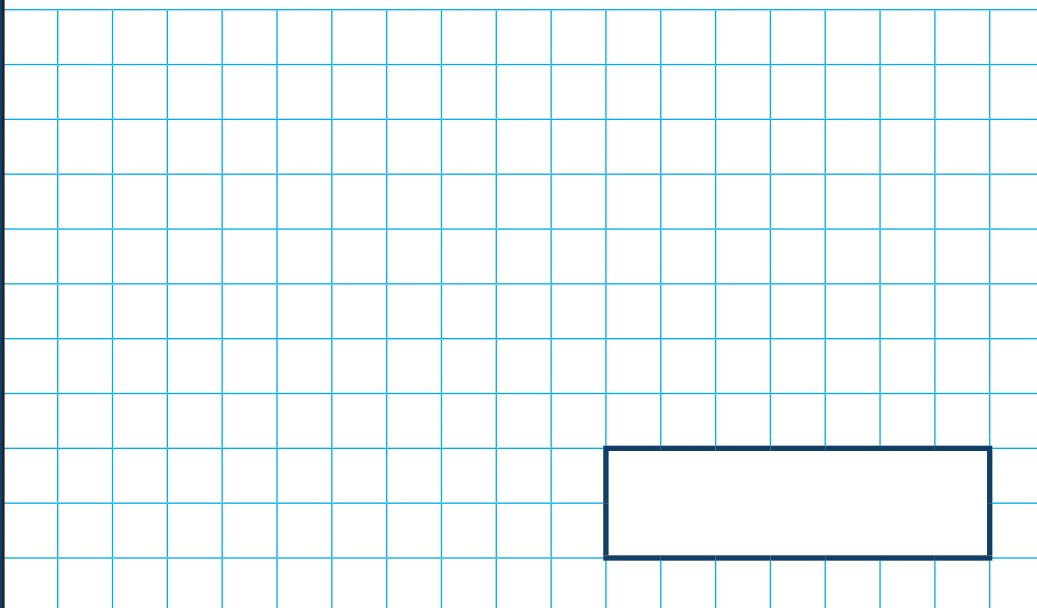
$$3.5 + 4.054 =$$



1 mark

14

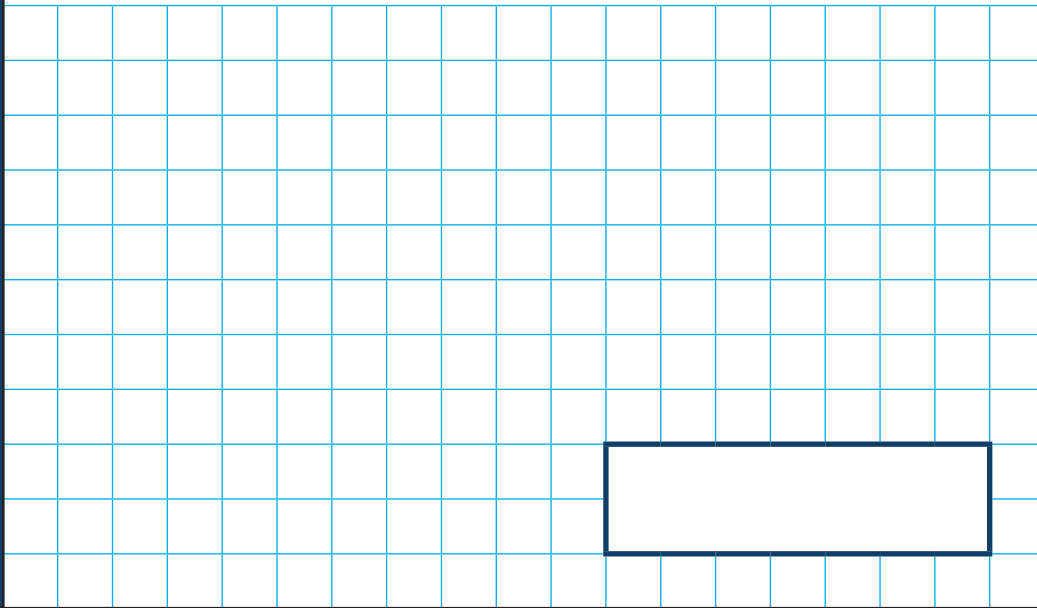
$$10 + 2 \times 8 =$$



1 mark

15

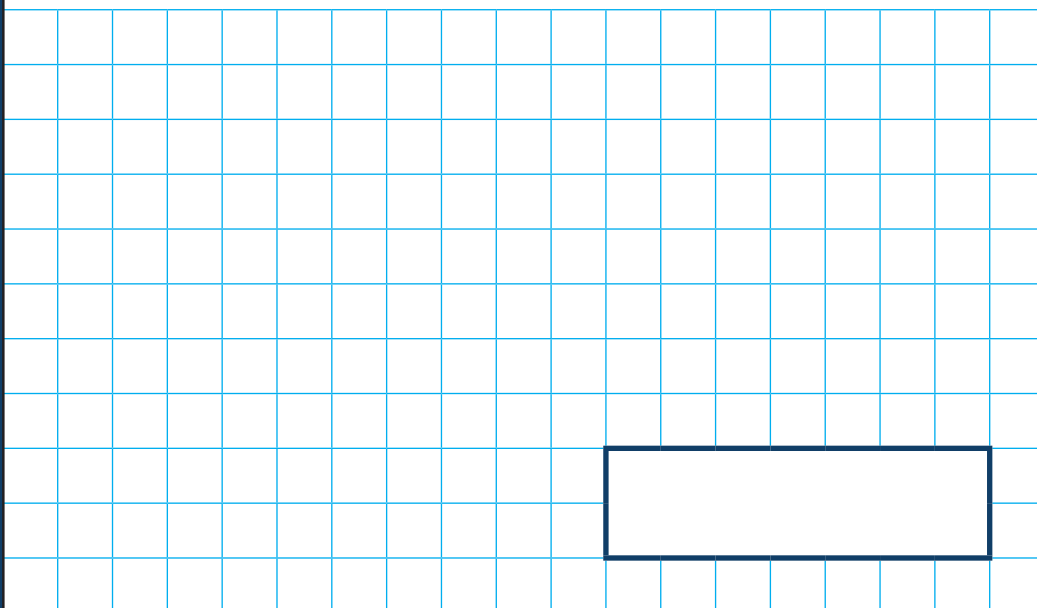
$$295 \times 24 =$$



2 marks

16

$$\frac{1}{8} \div 2 =$$



1 mark

17

$$0.8 \times 60 =$$

A large grid for working out the calculation. A rectangular box is provided for the final answer.

1 mark

18

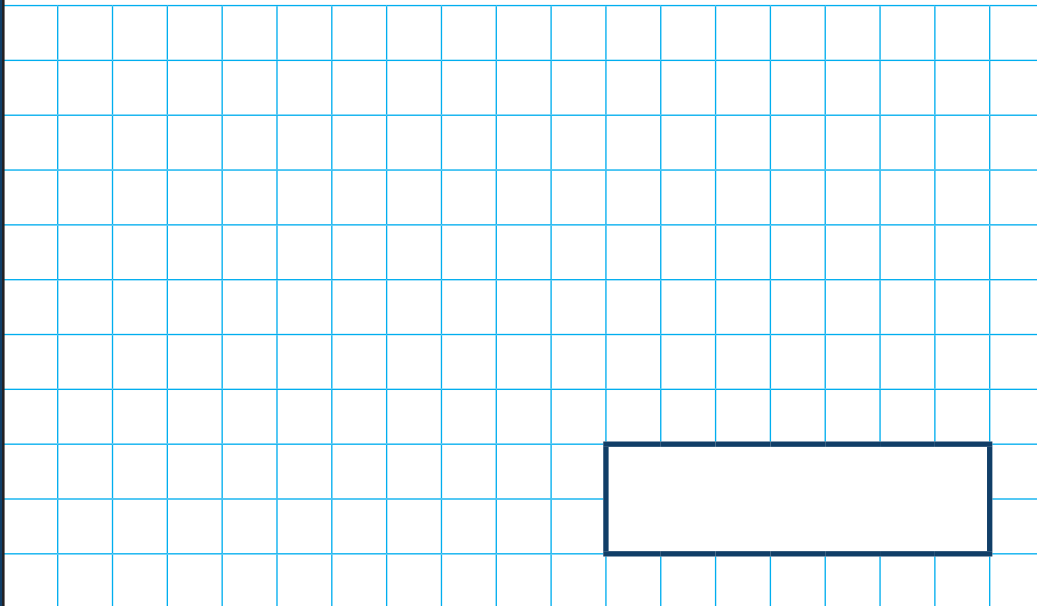
$$2,346 \div 17 =$$

A large grid for working out the calculation. A rectangular box is provided for the final answer.

2 marks

19

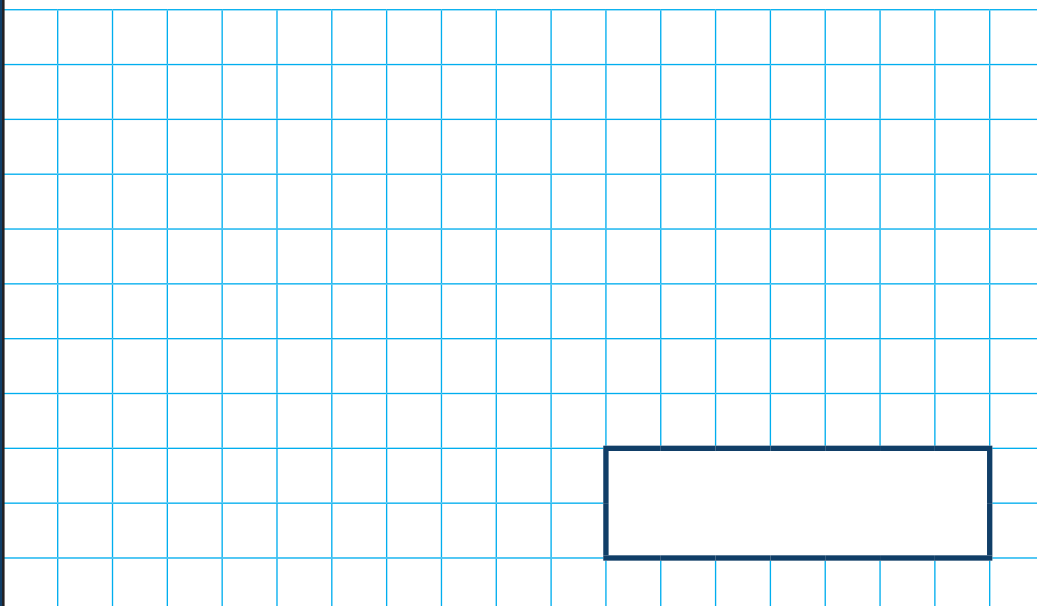
20% of 360 =



1 mark

20

$3 - 1\frac{5}{8} =$



1 mark

21

$$\frac{2}{5} \times \frac{4}{7} =$$

A large grid of 20 columns and 10 rows for working out the answer to question 21. A rectangular box is drawn at the bottom right of the grid, spanning 10 columns and 2 rows, intended for the final answer.

1 mark

22

$$0.7 \div 100 =$$

A large grid of 20 columns and 10 rows for working out the answer to question 22. A rectangular box is drawn at the bottom right of the grid, spanning 10 columns and 2 rows, intended for the final answer.

1 mark

23

$$1\frac{2}{3} \times 30 =$$

A large grid of 20 columns and 10 rows, intended for students to show their working out for the multiplication problem.

1 mark

**[BLANK PAGE]**

Please do not write on this page.